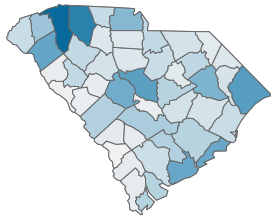


COVID-19 in South Carolina
As of 11:59 PM on 8/9/2021

Deaths
10,007

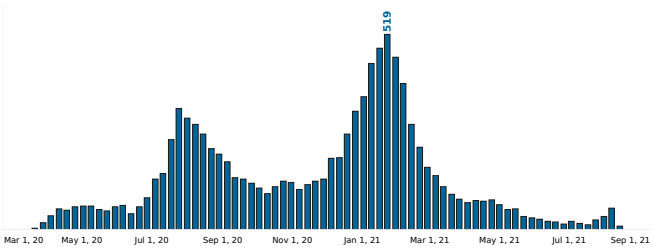
Percent of Deaths with Comorbid Conditions
64.8%

Reported Deaths due to COVID-19, by County
County: All



Count: 15 | 1,049

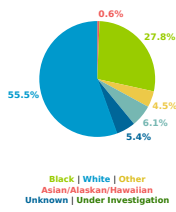
Reported COVID-19 Deaths, by Week of Date of Death



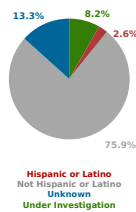
[Go to Comorbidity Details](#)

County Displayed: **South Carolina** | Dates Displayed: 3/4/2020 to 8/9/2021
Note: Data is suppressed for fewer than 5 cases

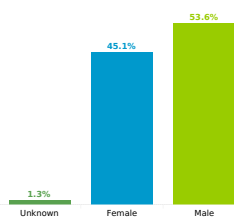
Reported COVID-19 Deaths, by Race
All



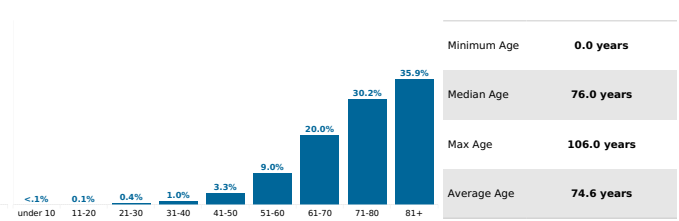
Reported COVID-19 Deaths, by Race
All



Reported COVID-19 Cases, by Sex
All



Reported COVID-19 Cases, by Age Group & Age Related Information



Minimum Age	0.0 years
Median Age	76.0 years
Max Age	106.0 years
Average Age	74.6 years